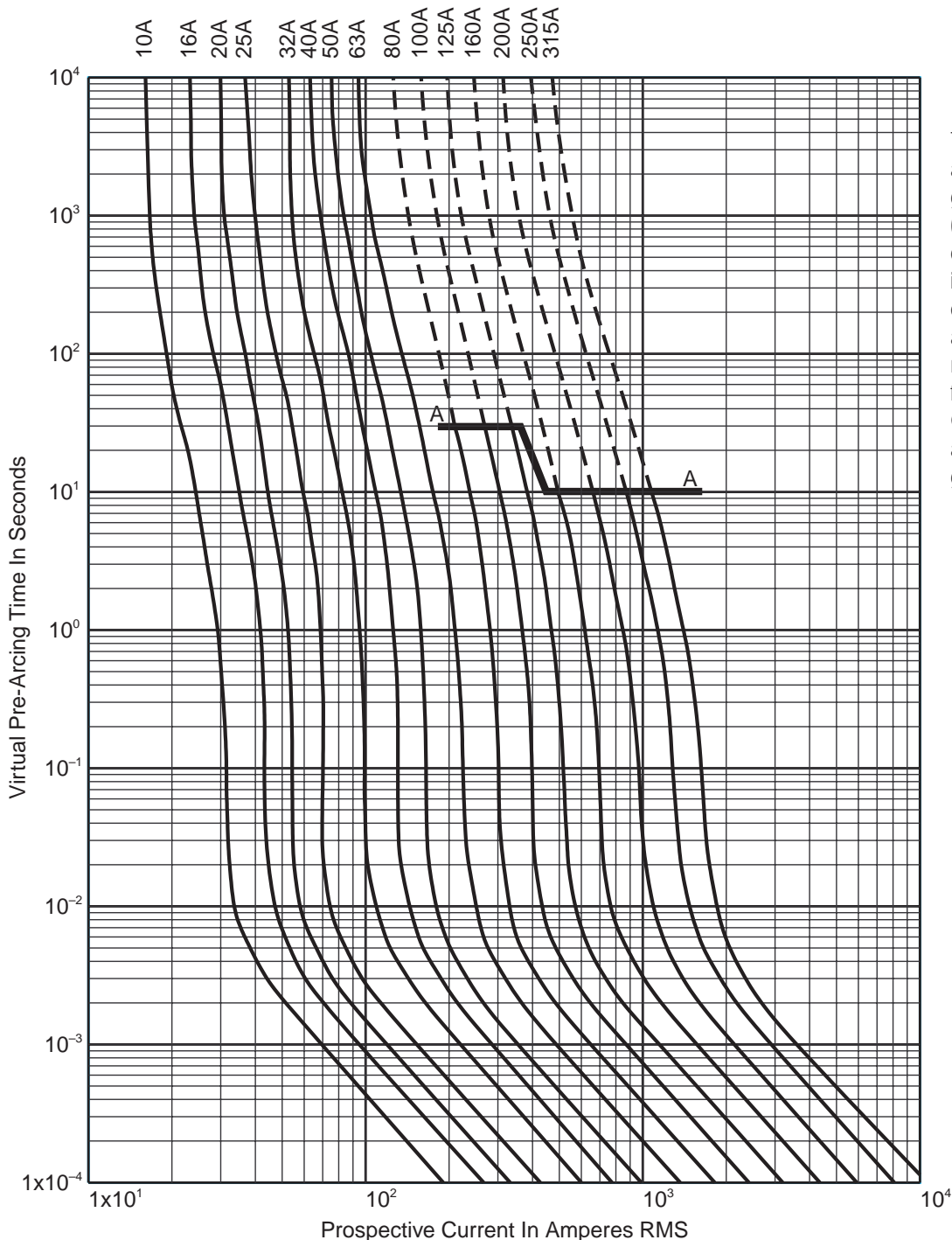
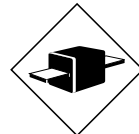




Bussmann

Semiconductor Fuse 10-315A, 690 Volts

BIF Document
17056310
Size **000**



The partial dotted curves are for fuses designed to give part range protection (aR protection). Loading or operation above the curve indicated at A on the curves must in general be avoided. Please see technical guidance 170K... for further information. Curves that are not dotted are for fuses designed to give full range protection.

Pre-Arcing Time-Current Characteristic Curves
TYPOWER ZILOX

Approved: **PK** Page **1 of 2**
Rev. Date: **OCT-94** Pub. Date: **NOV-94**

COOPER Bussmann
1-17-01 SB00233

BUSSMANN
P.O. Box 14460
St. Louis, MO 63178-4460
U.S.A.
Phone: 636-394-2877
Fax: 800-544-2570
Int'l Fax: 636-527-1413

BUSSMANN U.K.
Burton-on-the-Wolds
Leicestershire LE12 5TH
England
Phone: 44-1509-882737
Fax: 44-1509-882786

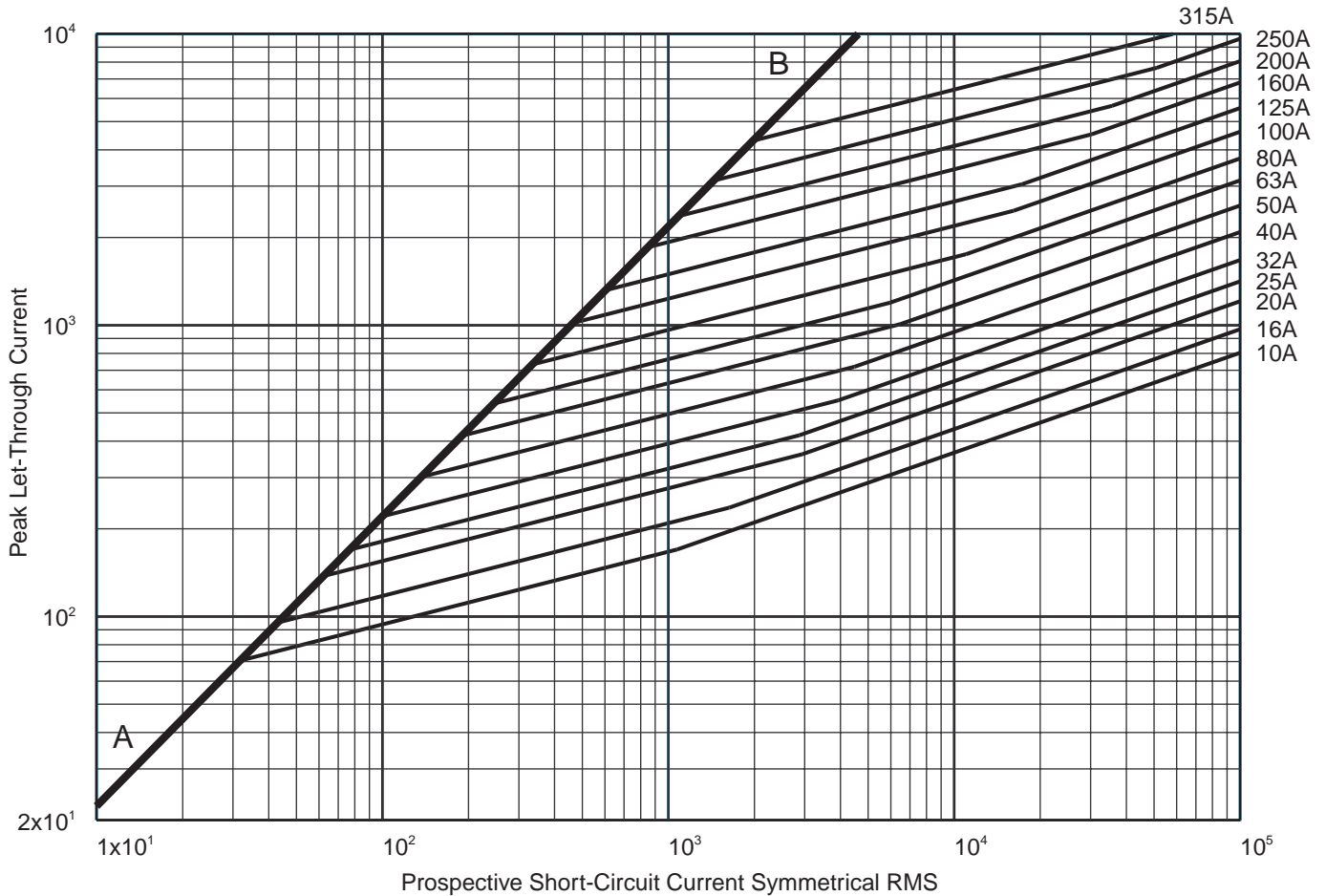
BUSSMANN DENMARK
5 Literbuen
DK-2740 Skovlunde
Copenhagen, Denmark
Phone: 45-4485-0900
Fax: 45-4485-0901



Bussmann

Semiconductor Fuse 10-315A, 690 Volts

BIF Document
17056310
Size **000**



Peak Let-Through Cut-Off Current Characteristic Curves
TYPOWER ZILOX

Approved: **PK**
Rev. Date: **OCT-94**

Page **2 of 2**
Pub. Date: **NOV-94**